



# Payer Guide

The student's guide to making international payments with Flywire



## Step 1: Access the correct portal to start a payment

- Visit the [Flywire landing page](#) and select the correct portal for your payment.



English ▾



### Welcome to the Payment Portal for Universiti Malaysia Perlis

Please select the correct portal below. Choosing the incorrect portal will delay your payment

UniMAP - Conference	START YOUR PAYMENT
UniMAP - Research Grant	START YOUR PAYMENT
UniMAP - Other Payments	START YOUR PAYMENT
UniMAP@KL - Student Fees	START YOUR PAYMENT
Universiti Malaysia Perlis - Student Fees	START YOUR PAYMENT

## Step 2: Select your payment country

- Choose your payment originating country from the dropdown menu (your bank account or card issuing country)
- Enter the payment amount
- Click Next to continue



### Your payment

The payment will come from

Country or region *	▼
Korea, Republic of	

Universiti Malaysia Perlis receives

RM	Amount *
	4,000.00

Amount will be formatted in the destination currency, in this case Malaysian Ringgits. i.e. 10,000.00 for ten thousand MYR.

Next →

### Step 3: Select your payment method



Based on your country selection, Flywire will automatically display your local currency rate with the appropriate payment options, such as local or international bank transfer.


- Traditional bank transfer (also known as a wire) is the most cost-effective method. Please note that to complete the payment you will need to make arrangements with your bank (in person, online, or over the phone) and send your funds to Flywire in your chosen currency.


Flywire will then convert your currency and pay your institution.


If you select your home country, but you don't see your home currency, don't worry — you can always pay in the currency of your institution or select a different currency by clicking the "I want to pay in another currency" link at the bottom of the page. Although the process and benefits will remain the same, your bank will handle the foreign exchange before sending the funds to Flywire.


#### Select your preferred payment method


 **Best Price Guaranteed** Subject to terms and conditions 


 Bank Transfer in South Korean Won (KRW)  
**₩7,497,000.00** [Select](#)


[Important info](#) 

 UnionPay Card in KRW  
**₩7,557,000.00** [Select](#)


Supports: 

[Important info](#) 

 JCB Credit Card payments in KRW  
**₩7,692,000.00** [Select](#)

 Visa Credit/Debit in KRW  
**₩7,708,000.00** [Select](#)

Supports: **VISA**

[I want to pay in another currency](#) 

[← PREVIOUS](#)

## Step 4: Enter the payer's information

- Enter the payer's personal details and contact information
- Click Next to continue

### Payer information

**i** Please provide the details of the person whose card/bank account will be used to pay.

(\*) required field

Email *	First name *
Middle name	Family name *
Address 1 *	Address 2
City *	State / Province / Region ▼
Zip code / Postal Code	+ 880 ▼ Phone number *

Receive text notifications on your payment status

I would like to receive emails from Flywire about future discounts, promotions and offers

I have read, understand, and agree to the Flywire [Terms of Use](#) and [Privacy Policy](#)

← PREVIOUS

NEXT →

## Step 5: Enter the student's information

- Enter all details as requested by the institution (Contact number and Email could be skipped if same as payer)
- Click Next to continue

# Information for Universiti Malaysia Perlis

(\*) required field

## Payment Information

Payment Type \*

- Tuition fee & Others
- Processing fee (for postgraduate students only)
- Conference / Short Courses
- Accommodation fee

## Student Information

[← Previous](#)

[Next →](#)

## Step 6: Review and Confirm

- Review the payer and student's information for accuracy. Use the "Previous" button if you would like to edit your information
- Click Next to continue

### Review and confirm payment information

#### Payment information

You will send  
**₩1,290,000.00**

Universiti Malaysia Perlis will receive  
**RM4,000.00**

Country or region  
**Korea, Republic of**

---

#### Payment method

You selected  
**Bank Transfer in South Korean Won (KRW)**

---

#### Payer information

First name	<b>test</b>	Middle name	<b>test</b>
Family name	<b>test</b>	Address 1	<b>test</b>
Address 2	-	City	<b>test</b>
State / Province / Region	-	Zip code / Postal Code	<b>test</b>
Country	<b>Korea, Republic of</b>	Phone number	<b>+82 12345678</b>
Email	<b>test@test.com</b>		

## Payment Information

Payment Type  
**Tuition fee & Others**

---

## Student Information

Full Name	<b>test test test</b>	Contact Number	<b>12345678</b>
Matric ID (for current students)	<b>123456789-0</b>	Passport Number (for new students)	<b>12345678</b>
Program Name	<b>Bachelor of Engineering</b>		
Email Address	<b>test@test.com</b>		

---

**i** We will use **test@test.com** and **+82 12345678** as contact details for notifications and any payment-related issues.  
[Edit details](#)

[← Previous](#)

[Next →](#)



## Final step for [bank transfers payments](#): Review your payment instructions and make your payment at your bank.

- Review bank transfer instructions provided.
- Login to your bank account using your banking app or bank's website to complete your bank transfer using the instructions provided.

1. Payment Info    2. Payment method    3. Payer Info    4. Info for the receiver    5. Review & Confirm    **6. Make payment**

Please initiate the transaction of **¥14,826.00** with your bank no later than **April 8, 2024**.

Status Payment pending [Why is my payment pending?](#)    Payment ID | **95768**

You send to Flywire  
**¥14,826.00** inclusive of our fees    **15,600.00**

**Flywire is waiting to receive your funds.**

You will see the bank transfer payment instructions once this step is completed.

**Add this payment to your Flywire account**

[ADD PAYMENT](#)

**Manage your payment**

[Edit payment details](#)

**SMS notifications**  
+86

[Change payment method](#)

[Cancel payment](#)

### Next: Upload required documentation

Due to regulations in China, Flywire's payment partner is required to collect **an official tuition bill or invoice** from you to verify your payment. Your uploaded files will be validated by our payment partner in China once you make a payment. If your uploaded files do not meet the criteria, you may be asked to provide new or additional documents or your payment will be returned.

**Tuition bill or invoice** **Required**

Most invoices and tuition bills are accessible through student accounts or are sent to your registered email. [View examples](#)



[SELECT FILE](#)

## Final step for credit/debit card or online wallet payments: Enter your card details

- Enter your card number, name, expiry date, and security code
- Enter your information within 15 minutes to avoid your session timing out
- Click Make Payment to continue

You send to Flywire Payments receives


**¥6,137.00** inclusive of our fees **RM3,900.00**

 f 

Flywire is waiting to receive your funds.

### Payment details

+ 86 v Phone number

Card number 

Your issuer will send a one-time password via SMS. This phone number must be registered to your card.

**PAY**

Add this payment to your Flywire account

[ADD PAYMENT](#)

---

Manage your payment



- [!\[\]\(a4c0e6a71283188729f66a69a953f4b5\_img.jpg\) Edit payment details](#)
- [!\[\]\(8bcb2da1a49862cdfda785db9124ba26\_img.jpg\) SMS notifications](#)

Status ● **Payment received** Payment ID **894** ?


---

You send to Flywire Payments receives

**¥15,023.00** inclusive of our fees **16,000.00**

 f 

Flywire has your funds.



We have received your payment

Add this payment to your Flywire account

[ADD PAYMENT](#)

---

Manage your payment

- [!\[\]\(66d3bfc24d37e0c46a5f20ccae4b3c1f\_img.jpg\) View payment details](#)
- [!\[\]\(c79695e35718764031f14b28e543f045\_img.jpg\) SMS notifications](#)
- [!\[\]\(c55dc7978ae893ddfaaefe3336102a6c\_img.jpg\) Download temporary receipt](#)

## Track your payment

Payment tracking is available in the following methods:

- Through the **payment tracking link** included in the automated email sent to your email address after completing the payment
- Log in to check the status of your payment at [flywire.com](https://flywire.com)
- Email notifications when there are updates to the status of your payment.
- SMS notifications when there are updates to the status of your payment. (Optional opt-in during Step 3)

## Need help?

Support Email: [support@flywire.com](mailto:support@flywire.com)

Online Chat: [flywire.com/help](https://flywire.com/help)

### Call :

Australia +61 2 8311 4772

Hong Kong SAR +852 3001 1165

Indonesia +62 21 29223064

Japan +81 5 0180 74338

Malaysia +60 18 008 10611

New Zealand +64 8 004 47163

Singapore +65 3138 6191

Thailand +66 60 003 5979

US (Toll free) +1 800 346 9252

UK +44 20 39 624 308

Mainland China (Toll free) +86 400 006 7175

Korea (Toll free & domestic only) 070 8028  
5301

India (Toll free & domestic only) 000 800 4430  
048

Vietnam +84 24 4458 1755